



Basic E-Poll Books

Ranked-Choice Voting



Review your
**election judge
guide**

Write down
your
questions

**Ranked-
choice voting**

choose up to 3

Mayor		
1 st choice Select One	2 nd choice Select One	3 rd choice Select One
<input type="radio"/> Lucy	<input checked="" type="radio"/> Lucy	<input type="radio"/> Lucy
<input checked="" type="radio"/> Zac	<input type="radio"/> Zac	<input type="radio"/> Zac
<input type="radio"/> Omar	<input type="radio"/> Omar	<input type="radio"/> Omar
<input type="radio"/> Asha	<input type="radio"/> Asha	<input checked="" type="radio"/> Asha

How to Complete a Ranked Choice Ballot

Step 1: Pick your first choice candidate by completely filling in the oval next to that candidate in the first column.

Step 2: If you have a second choice candidate, completely fill in the oval next to that different candidate under Second Choice column.

Step 3: If you have a third choice candidate, completely fill in the oval next to that different candidate under Third Choice column.

1 **2** **3**

 You may: Select one candidate.
Error: Do not select the same candidate in more than one column.

1 **2** **3**

 You may: Rank two candidates.
Error: Do not select more than one candidate for office in the same column.

1 **2** **3**

 You may: Rank three candidates.
Error: Do not skip a column.

How votes are Counted
 The first choice votes for all candidates are sorted and counted. If no candidate receives the required number of votes to win, a process of eliminating candidates and considering subsequent choices begins.
 Election officials will not use your second or third choice unless your first choice has already been eliminated.

? If you are unsure about something or make a mistake, please ask an election judge for help.

Greeter and Ballot Judge ask if voters want information

Refer ballot counting questions to website



New to registration?

Poll Book and
Registration Specialist
can help

Election Day
Registration
Refresher

Proofs of Residence: Election Day Registration

Proceed on your own Be ready to ask for assistance

Stop and ask a Poll Book and Registration Specialist

ID with Current Name and Address

- Valid Minnesota driver's license, learner's permit or ID; or a receipt for any of these.
- Tribal ID with name, address, photo and signature.

Photo ID and a Document with Current Name and Address


<p>Approved photo IDs Choose one. Can be expired.</p> <ul style="list-style-type: none"> Driver's license, state ID or learner's permit issued by any state U.S. Passport U.S. Military or Veteran ID Tribal ID with name, signature and photo Minnesota university, college or technical college ID Minnesota high school ID 	<p>Approved documents Choose one. Can be shown on electronic device.</p> <ul style="list-style-type: none"> Bill, account or start-of-service statement due or dated within 30 days of the election for: <ul style="list-style-type: none"> Phone, TV or internet Solid waste, sewer, electric, gas or water Banking or credit card Rent or mortgage Residential lease or rent agreement valid through Election Day Current student fee statement
--------------------------------------------------------------------------------------------------------------------------------------------------------------------------------------------------------------------------------------------------------------------------------------------------------------------------------------------------------------------------------------------------	--------------------------------------------------------------------------------------------------------------------------------------------------------------------------------------------------------------------------------------------------------------------------------------------------------------------------------------------------------------------------------------------------------------------------------------------------------------------------------------------------------------------------------------------------

<p>Registered Voter Who Can Confirm Your Address</p> <p>A registered voter from your precinct can go with you to the polling place to sign an oath confirming your address. This is known as 'vouching'. A registered voter can vouch for up to eight voters. You cannot vouch for others if someone vouched for you.</p>	<p>Valid Registration in Same Precinct</p> <p>If you are registered in the precinct but changed names or moved within the same precinct, you only need to tell the election judge your previous name or address.</p>
<p>College Student ID with Housing List</p> <p>Colleges and universities send election officials a student housing list. If you are on the list, show your college photo ID to complete your registration.</p>	<p>Notice of Late Registration</p> <p>If you registered to vote within 20 days of the election, you may get a Notice of Late Registration in the mail. Bring it with you and use it as your proof of residence to register.</p>
	<p>Staff Person of a Residential Facility</p> <p>If you live in a residential facility, a staff person can go with you to the polling place to confirm your address. This is known as 'vouching'. A staff person can vouch for all eligible voters living in the facility.</p>

What is an e-poll book?

A tablet that checks-in and registers voters.

Already tried and tested in 2016



E-poll book?
EPB?
iPad?

Pollpad

What changes for voters?

- Simple check-in
- Any line, any time

What changes for judges?

- Less paperwork
- Fewer errors
- No AB list

**It's Election
Day**



Review supplies

- Signature certificate boxes
- Voter oath
- Proof of residence list
- Voter receipts
- Paper clips
- Other forms



- | | | | |
|----|--------------|----|---------------|
| 1. | Power button | 5. | Battery |
| 2. | Home button | 6. | Camera |
| 3. | Shell | 7. | Stylus holder |
| 4. | Stand | 8. | ID Tray |

Home Screen Checklist



1. Hennepin County
2. Election name and date
3. Polling place
4. Check-in count =0
5. Battery life >90%

Connection to HQ



Connected



Connecting



Not connected

Connection to other poll pads



Connected



Connecting



Not connected

Connection to printer



Connected

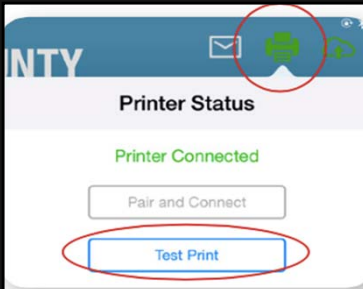


Connecting



Not connected

Test print



Processing Voters

Things to know

- Polls pads count individually, but sync records
- Search first three letters of last name
- You can always start over

It's 7:00 AM and
polls are open!
Press get started

GET STARTED

Mora Slaton

810 Lake St E
Apt 20

**Lashaunda
Loftin**

2837 11th Ave S
Apt 19

Rachel Drake

610 27th St E

08/29/1948

Lev Bronstein

2957 Chicago

Ave

04/03/1972

SSN: 4930

ID type: **Bill w/ Passport**

ID number: 39203

Document type: **gas bill**

Charles Scott Smith

2221 Blaisdell

Ave S

05/07/1975

Charles Scott Smith
05/07/1975
2221 Blaisdell Ave S
ID: **Voter doesn't have DL,
ID, SSN**
ID method: **Other**
Type of id: **Vouched for**

Pre-registered to vote in precinct
Voter ID: **99990183**
Voucher name: **Garland Abraham**
Address: **2652 Bloomington Ave S
Apt 84**
Phone number: **555-555-5555**

**John Putnam
Walsh**
2837 11th Ave S
11/20/1998

John Putnam Walsh
2837 11th Ave S; 11/20/98
SSN: **3928**
ID method: **other**
type of id: **Valid**
**Registration in Same
Precinct**

Vada Zamora
1918 Clinton
Ave S Apt 5
10/31/1923

**Raymond
Newcomb**
2600 Bryant Ave S
Apt 72
07/14/1981

**Alejandra
Feliciano-Ma**
3143 17th Ave S
12/20/1949

Jim Naragon
3223 5th Ave S
01/15/1949

Adrian Bates

2837 11th Ave S

Jeremy Kim

2645 Lyndale Ave S

Charles Smith

2221 Blaisdell
Ave S

Noble V Oaks

2837 11th Ave S
Apt 43

Shoshana Ebert
1834 28th St E
Apt 6

Find a precinct
Voter lives at
100 16th Ave NE

Ask Specialist for:

- Roster corrections or deceased voter
- Re-print Signature Certificate
- Troubleshooting
- Cancel voter check-in
- Mark voter absentee
- Curbside voting

The polls
are **closed!**

Upload to HQ

After last voter, tap green cloud for final upload



Basic Troubleshooting

Change paper

September 13, 2017

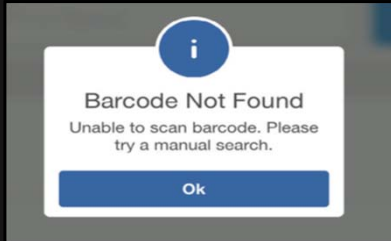
1. Open printer
2. Load paper with flap toward you from bottom
3. Close
4. Test print

55

Printer not printing

- Printer turned 'on'?
- Plugged into outlet?
- Paper installed correctly?
- Connected to poll pad (green icon)?





Look voter up manually

Things to remember

- Confirm battery on Poll Pad $\geq 90\%$ at start of day
- Plug into charger when battery reaches 20%
- Use stylus – not fingers!

Things to remember

- Match Poll Pad # to printer # assigned to it.
- Less is more! Search for voters with first 3 letters of last and first names
- Can't find a name – search different by address and/or date of birth

Questions?



See you November 7

- Leave survey at door
- Contact us

612-673-3870

ejtraining@minneapolismn.gov